

Results of Examinations:

A mitochondrial DNA (mtDNA) sequence was obtained from the K41 buccal sample from JAMES VINCENT GUNNELS and compared to the previously obtained mtDNA sequences from the Q19 hair from the Pontiac debris, the Q29 hair from the debris from the body of TIMOTHY KING (both FBI Laboratory number 970808021, FBI Laboratory report dated June 25, 1999); the Q34.1 hair from the Q34 debris from the shirt (nucleotide positions 16288-16355 only) and the Q34.2 hair from the Q34 debris from the shirt (both FBI Laboratory number 080125018, FBI Laboratory report dated August 11, 2008).

The mtDNA sequences from Q34.1 and K41 are the same. Therefore, JAMES VINCENT GUNNELS cannot be excluded as the source of the Q34.1 hair.

Using the mtDNA population database currently available to the FBI Laboratory (CODIS + mito Popstats v. 1.4, 5071 v.4 containing 5071 individuals, searching nucleotide positions 16288-16355), the mtDNA sequence obtained from specimens Q34.1 and K41 has been observed in the following major population groups as follows:

Database	Number of Observations	Individuals in Database	Upper Bound Frequency Estimate
African-American	44	1148	4.94%
Caucasian	12	1814	1.03%
Hispanic	0	759	0.39%
Sierra Leone	2	109	4.35%

In a search of population groups of limited size, this sequence was also seen 1 time in a population of 48 individuals from Egypt.

The mtDNA sequences from Q19, Q29, Q34.2, and K41 are different. Therefore, JAMES VINCENT GUNNELS can be excluded as the source of the Q19, Q29, and Q34.2 hairs.

The mtDNA sequencing results are detailed below. Results are listed as differences from the published revised Cambridge Reference Sequence (rCRS).


Specimen	Q19 hair from Pontiac debris 970808021	Q29 hair from debris Timothy King body 970808021	Q34.1 hair from debris from shirt 080125018	Q34.2 hair from debris from shirt 080125018	K41 James Vincent Gunnels 081106008
Range	np 16024-16365	np 16024-16365	np 16288-16355	np 15998-16390	np 15998-16390
HVI	16051 G 16129 C 16189 C 16256 T	16209 G	16311 C 16320 T	16067 T 16168 T 16304 C 16355 T	16224 C 16311 C 16320 T
Range	np 73-340	np 73-340		np 49-408	np 49-408
HVII	73 G 152 C 217 C 263 G 315.1 C 340 T	146 C 263 G 315.1 C		150 T 263 G 309.1 C 309.2 C* 315.1 C *C8TC6 C9TC6-major C10TC6	73 G 146 C 152 C 263 G 315.1 C

No other mtDNA examinations were conducted.

Remarks:

The submitted item will be returned under separate cover along with the processed DNA generated from the mtDNA examinations. The processed DNA can be found in a package marked PROCESSED DNA SAMPLES: SHOULD BE REFRIGERATED/FROZEN. It is recommended that these samples be stored in a refrigerator/freezer and isolated from evidence that has not been examined.

For questions about the content of this report, please contact examiner Constance L. Fisher at (703) 632-7579. For questions about the status of remaining forensic examinations, please contact Request Coordinator Charles Peters at (703) 632-7427.


Constance L. Fisher
DNA Analysis Unit II

This report contains the opinions/interpretations of the examiner(s) who issued the report.



**Michigan State Police
Metro North Post #21
4350 Ten Mile Rd. Oak Park, MI. 48237**

Complaint Number: 21-1787-08

File Class: 0900-1

Nature of Incident: Oakland County Child Killer
Investigation, 1976-77

Date of Complaint: February 21, 2008


Victims: Mark Stebbins, Jill Robinson
Kristine Mihelich, Timmy King

Suspects: Christopher Brian Busch, w/m
[REDACTED], Deceased, suicide [REDACTED]


Gregory Woodard Green, w/m
[REDACTED], Deceased, [REDACTED]

DANIEL
SPADORCIA
- Gunnels
cell mate

BOOK
2



Corrections



[Michigan.gov Home](#) |
 [New Offender Search](#) |
 [Return to Search Results](#) |
 [Contact MDOC](#) |
 [Disclaimer](#) |
 [MDOC Home](#)

BIOGRAPHICAL INFORMATION



MDOC Number:	252168
SID Number:	1327622M
Name:	DANIEL A SPADORCIA
Racial Identification:	White
Gender:	Male
Hair:	Brown
Eyes:	Brown
Height:	6' 2"
Weight:	240 lbs.
Date of Birth:	[REDACTED]
Image Date:	5/25/2008

DANIEL A SPADORCIA

MDOC STATUS

Current Status:	Prisoner	Earliest Release Date:	02/27/1996
Assigned Location:	Gus Harrison Correctional Facility	Maximum Discharge Date:	LIFE
Security Level:	II		

ALIASES

None

MARKS, SCARS & TATTOOS

Scar- Left Hip - sc l hlp

PRISON SENTENCES

ACTIVE

Sentence 1

Offense:	Sexually Delinquent	Minimum Sentence:	0 years 0 months 1 day
MCL#:	750.10A	Maximum Sentence:	LIFE
Court File#:	98139111FH	Date of Offense:	02/08/1996
County:	Muskegon	Date of Sentence:	10/07/1996
Conviction Type:	Plea		

INACTIVE

None
PROBATION SENTENCES
ACTIVE
None
INACTIVE
None
SUPERVISION CONDITIONS
None
<p style="text-align: center;">Michigan.gov Home MDOC Home Site Map Contact MDOC State Web Sites Accessibility Policy Privacy Policy Link Policy Security Policy Copyright © 2001-2003 State of Michigan</p>



P192

* * * Transmission Result Report (MemoryTX) (May. 8. 2008 9:15AM) * * *

1) Livonia Police
2) Livonia Police

Date Time: May. 8. 2008 9:14AM

File No. Mode	Destination	Pg (s)	Result	Page Not Sent
1146 Memory TX	912485845783	P. 3	OK	

Reason for error
M.1) Hang up or line fail
M.3) No answer

E.2) Busy
E.4) No facsimile connection



LIVONIA POLICE

Detective Bureau
15050 Farmington Road
Livonia, MI 48154

FAX TRANSMISSION

TO: **D/SGT. GRAY**

AGENCY: **MSP**

DEPARTMENT: **D.B. 248-584-5783** FAX

FROM: **D/SGT. Williams**

UNIT:

PHONE: 734-466-2314 FAX: 734-427-8044

MESSAGE: *** GARRY. A EYE YOU MAY GET A CALL FROM GORCYCA A COPY WAS SENT TO HIM.**

PAGES TO TRANSMIT (INCLUDING THIS ONE): **3**

The documents included in this facsimile transmission contain information, which may be confidential or legally privileged. These documents are intended only for the use of the individual or an entity named on this cover sheet. If you are not the intended recipient and receive this facsimile in error, you are hereby notified that reading, copying, disclosing or distributing these documents, or taking any action based on the information contained within is strictly prohibited, and that the documents should be returned to this office immediately. If you have received this facsimile by mistake, please notify this office by telephone immediately so that we can attempt to review or destroy the transmitted documents at no cost to you.

10265
MONTMORENCY COUNTY SHERIFF DEPARTMENT

Atlanta, Michigan 49709

SUPPLEMENTARY INVESTIGATION REPORT

Name of Complainant

COMP. # 0685-77

Jr Brandenburg

Offense

Sexual Offense

DETAILS OF OFFENSE, PROGRESS OF INVESTIGATION, ETC.:
(Investigating Officer must sign)

Date 3-2-77

On 3-2-77 A Det. John Biggs of Midland Co Sheriff, and Det. Tom Waldron of Flint City P. D. Brought a James Vincent Gunnels D.O.B. [REDACTED] to Atlanta Mich. James had admitted to being at a cabin on ESS Lake, in Sanford Michigan with a Christopher Bryan Busch. Further investigation proved that the Cabin was in the Hillman MI area, ESS Lake Montmorency Twp, Cabin owned by Christopher Busch Father, Busch H. Lee, of Birmingham Mich.

James was brought to ESS Lake by Christopher Busch on Jan of 1976, with Four other Subj. For a Snowmobile party. James stated that Chris busch had given them M. J. to smoke. Then James stated that he went to bed with Chris, where Chris made sexual advances with him.

On 3-2-77 James identified the following places that he had been with Chris Busch in the Hillman Area, # 1 Trail stop store on Co Rd 624
2 Hillman Theatre
3 IGA store in Hillman
4 Northeastern Sports Center Hillman
5 The Busch Cabin on ESS Lake & the A frame Cabin west of Busch Cabin on Norway Court St.

The following Subj present when James identified the Busch Cabin
Sheriff Bates Det. Brandenburg, Det. John Biggs Midland Co Sheriff
Det. Tom Waldron Flint City PD. David Tibbits, Pros, Montmorency County
Danny Brahm, Juv. officer Mont Co.

I recommend this case be declared: { Unfounded
Inactive (not cleared)
Cleared by arrest

Case declared { Inactive (not cleared)
Unfounded

Signed

Jr Brandenburg Det
Investigating Officer P194

Signed

000414

Commanding I

Midland County Sheriff Department

Atlanta, Michigan 49709

SUPPLEMENTARY INVESTIGATION REPORT

Name of Complainant

COMP. # 0685-77

Jr Brandenburg

Offense

Sexual Offense

DETAILS OF OFFENSE, PROGRESS OF INVESTIGATION, ETC.:
(Investigating Officer must sign)

Date 3-2-77

On 3-2-77 Pros. David Tibbitts issued a warrant for Third degree Criminal
Offence, on Christopher Bryan Busch.

Busch was picked up by Bloomfield Twp Police, and Sheriff Bated and I
went to Bloomfield and picked him up. We stopped at Midland Co Sheriff
Dept, where Busch gave a statement to Det. Biggs and Det. Lapp, on
sexual conduct, in Midland Co.

We then went to the Mont Co Lockup

I recommend this case be declared

Unfounded
Inactive (not cleared)
Cleared by Arrest

Case declared { inactive (not cleared)
Unfounded

Signed

J. Brandenburg

Investigating Officer

P195

Signed

000415

Commanding Officer

Michigan State Police
Atlanta, Michigan 49709

p. 203

SUPPLEMENTARY INVESTIGATION REPORT

Name of Complainant

COMP. # 0685-77

Jr Brandenburg

Offense

Sexual offence

DETAILS OF OFFENSE, PROGRESS OF INVESTIGATION, ETC.:
(Investigating Officer must sign)

Date 3-3-77

Interview with Christopher B. Busch, on 3-3-77 at 2:30PM

I gave Mr Busch his Miranda Warnings, I asked him if he would give me a written statement, on the incident at Ess Lake, with Jamea V. Gunnels

Mr Busch said I will not give any written statements until I talk to my attorney all I can say is I did not use any force on James at the Cabin

Chris stated that he did not have any local boys at ess lake at ant time

All the boys were from down State. He would not mention any names of them

Busch said that he new Gregory Green, but at no time did he bring him to Ess Lake

he said that Green was violent, and had tried to strangle a subj in Flint Mich

he belived it was Kenneth Bowman. Busch said the cops have all his movies and photographs, and are holding them. said he did not have any at the Cabin.

Chris stated that his problem started when he was 17 yrs, at a boarding school.

His father has had Cabin on Ess Lake for 12 Yrs and he likes it.

Chris said he had his first women at the Cabin two Wks ago.

I recommend this case be declared

Unfounded
Inactive (not cleared)
Cleared by Arrest

Case declared { Inactive (not cleared)
Unfounded

Signed

J. B. [Signature]

Investigating Officer

Signed

000416
Commanding Off

7:15 am - Picked up James Gurnels.

9:10 am met Sgt Biggs - Walden.

11:45 Arrived at Mont Morency Sher Dept
Sher. Bates - Det Brandenburg -

1:10 Cabin - Bates - Biggs - Walden Gurnels Person.

2:20 Pros. David Lobbitts - J. Braun.

2:20 Warrant issued 1st CSC

4:00 Verification of Arrest of C.B. Beck
Blowfield Township.

4:20 Leave plants —

DEPT. 01	751	DATE	SHIFT (DAY OF WEEK)	BADGE NO. (S)	DATE/TIME	REPORT TAKEN AT	CLASS NO.	COMPLAINT NUMBER
						SCENE <input type="checkbox"/> STAT <input type="checkbox"/> OTHER <input type="checkbox"/>		
TIME REPORTED	TIME DISPATCH'D	TIME ARRIVED	TIME COMPLETED	DATE(S) OCCURRED	TIME(S) OCCURRED	HOUR	PLA	

Task Force Finds: No Slaying Link in Flint Case

South Oakland's state police-run task force investigating the deaths of six area youngsters participated in the probe that led to the arrest of four Flint men on sexual misconduct charges. The Daily Tribune learned today.

The task force found no tie between the men charged in Flint and the South Oakland deaths.

Specifically, they were looking for links with the death of Mark D. Stebbins, a 12-year-old Ferndale boy whose smothered body was found in Southfield a year ago Saturday.

30 Boys

The Flint men are charged with illegal sexual conduct with more than 20 boys. Stebbins was sexually attacked before his death.

Task force investigators administered polygraph tests to two of the Flint men. The tests were negative, said Sgt. Joseph Krease of the Michigan State Police who is coordinating task force operations.

The task force was set up after the death of Gaspare Minelich, 10-year-old Berkley girl. She was the sixth young person who was found dead in South Oakland between Jan. 15, 1976 and Jan. 21 of this year.

Task force members were called into the Flint case by Flint officers when they noted similarities between their case and some of the South Oakland slayings.

involved in the investigation said more men will definitely be charged with the criminal sexual conduct.

Krease said the Task Force will continue to watch the investigation closely.

"We keep in touch and they know what we're looking for and what we have. If they get a suspect that is the type of

—Turn to Page 2—

Task Force

—Continued from Page 1—
person we're looking for they will notify us," Krease said.

Aided for 3 Days

He said the task force crew journeyed to Flint and spent two or three days there "actively" aiding in the investigation.

Three of the men were arrested on charges of first and third degree criminal sexual conduct. Prosecutor Robert J. Leonard of Genesee County said.

A fourth is being sought on similar charges. The boys were ages 10 to 14. Leonard refused to identify them.

Police talked to 30 boys and said they plan to talk with 10 more.

No Physical Force

Leonard said the boys were not physically forced into relations with the men, but were coerced by implied threats of an adult authority and the prospect of receiving gifts, drugs and alcohol.

Leonard said the men met some of the boys "itchhiking" or through other men. In several cases the men met the boys through volunteer community service groups which pair men and boys for recreation.

The prosecutor said the eight-week investigation failed to turn up an organized ring, but Leonard said some of the men knew each other.

Schoolman's Suspicion

The investigation began in December when a school principal noticed a man around the school and became suspicious when one of the boys went home with the man. The principal notified Flint police.

Police said that boy led investigators to other youth and men involved.

IMPORTANT
BECAUSE
ARTICLE (WAS
BACKED UP BY
WORK DONE BY
INVESTIGATOR
FROM TASK FORCE)
INDICATES THAT
ORIG. T.F. INVESTS.
"SPENT DAYS" UP
IN FLINT UNLESS POTENTIAL
LINK OF BUSCH GREENE
TO P198 VIEWING OF FILE

000418

MSF 77 4/14/77
FILE NO. 2116
AUTOPSY NO. _____

OFFICE OF THE MEDICAL EXAMINER
Wayne County, Michigan
400 E. Lafayette Avenue
Detroit, Michigan 45226

IDENTIFICATION DATA

FINGERPRINTS (ATTACH SET) YES NO MADE BY: _____
(NAME) (POLICE)

NAME OF DECEASED: TIMOTHY KING

LAST KNOWN RESIDENCE: _____
BIRMINGHAM -

AGE: 11 SEX: M RACE: W MARITAL STATUS: _____

HEIGHT: _____ WEIGHT: _____ HAIR: _____ EYES: _____

USUAL OCCUPATION: STUDENT

KIND OF BUSINESS OR INDUSTRY: _____

DATE OF BIRTH: _____ PLACE OF BIRTH: Birmingham Hosp (Oak Co.)

SOCIAL SECURITY NO.: _____ VETERAN: YES NO

NAME OF SPOUSE: _____

NAME OF FATHER: BARRY (BARRY) L KING

MOTHER'S MAIDEN NAME: MARION K.

IDENTIFICATION MADE AT W. C. MORGUE BY:
ON MAR 23 - 1977
(DATE)

Res.
6441539

WITNESSES:

(1) NAME: Marion King AGE: 46 SEX: F
ADDRESS: _____
RELATIONSHIP: Mother SAW DECEASED LAST: 3-16-77 KNEW DECEASED HOW LONG: 11 yrs
(DATE)

(2) NAME: Peter A. Fraile S.J. AGE: 39 SEX: M
ADDRESS: 2345 COOLIDGE TROY, MI. 48064
RELATIONSHIP: Asst. Pastor SAW DECEASED LAST: 3/12/77 KNEW DECEASED HOW LONG: 2 yrs
(DATE)

IDENTIFIED TO: S. J. Stephens 11:36 A.M.

Barry Lawrence King King Exhibit "D" 1136 Ident
Upper Med. Knowledge & Bullard 3/15/77

TIMOTHY KING
MARCH 25, 1977

CASE NO: 2116-77
AUTOPSY NO: A77-472

REPORT OF AUTOPSY

An autopsy was performed on, TIMOTHY KING, on the 23rd of March, 1977 at the Wayne County Medical Examiner's Office, Detroit, Michigan.

EXTERNAL EXAMINATION

The body is that of a well developed, well nourished, white boy. The clothing removed from the body, includes shirt, corduroy pants, underwear, stockings, sneakers and a red ski jacket, with several sewn on patches. The body weighs 60 pounds, measures 4'1" in length and appears compatible with the stated age of 11 years. Rigor mortis is present to an equal degree in all extremities. Livor mortis is present on the posterior aspect of the body, as well as present in a patchy distribution of the face, and anterior portion of the trunk, except in those areas exposed to pressure.

The scalp hair is brown and long. Dandruff and mild scaling of the scalp are noted. Multiple, tiny, irregular abrasions, averaging 1/8 of an inch in diameter are present in an irregular distribution of the left upper forehead, in a zone measuring 1½" in diameter, with evidence of hemorrhage in the underlying tissues. The eyes are partially open and mild drying of the corneae is noted. The nose and nasal bones are intact. There is a ¼" superficial abrasion present at the anterior aspect of the lower portion of the left ear. Multiple, fine, linear abrasions are present at the left corner of the mouth, and also in the middle of the lower lip. These abrasions are uniformly parallel, 1/16 of an inch apart and average 1/8 on an inch in length. On the inner aspect of the left upper lip, there is a superficial abrasion corresponding with the shape of the underlying tooth. The tongue exhibits a fresh bite mark opposite the left lower molar.

Examination of the neck, reveals no evidence of injury or other abnormalities. Examination of the chest and abdomen, reveals no findings of special note. The penis is circumcised and external genitalia of normal size and shape for the age. There is superficial scaling area of the buttocks and the perianal area, the zones of scaling measure 1½" x ½" bilaterally. The ano-rectal opening is grossly dilated with loss of the integrity of the anal sphincter. Fine, small, superficial fissures are noted at the opening of the anal canal. Swabs are taken from the anal canal for examination.

Superficial zone of discoloration, linear in shape, 1/2" x 1/8" is present on the posteromedial aspect of the right wrist. Incising this area reveals no underlying hemorrhage. A diagonal zone of reddish-purple discoloration is noted on the posteromedial aspect of the left wrist, measuring 3/4" x 1/4". There is a superficial irregular abrasion present on the posterior aspect of the left 4th metacarpal phalangeal joint measuring ¼" in diameter. A faint zone of purple discoloration linear in shape, ½" in length, parallel to the horizontal axis of the body, is noted on the back of the right ankle. Incising this area reveals no underlying hemorrhage. Examination of the hands and feet, reveals an extreme degree of cleanliness of all fingernails and toenails. No dirt or debris accumulation is present in the webs of the hands or feet.

The remainder of the external examination is without further note.

TIMOTHY KING
MARCH 25, 1977

CASE NO: 2116-77
AUTOPSY NO: A77-472

INTERNAL EXAMINATION

HEAD:

The scalp is reflected. The calvarium of the skull is partially removed. The dura mater and falx cerebri are intact. There is no epidural or subdural hemorrhage present. The leptomeninges are thin and delicate. There is a moderate degree of flattening of the cerebral gyri and both hippocampal unci are grooved. There is no herniation of the cerebellar tonsils. Structures at the base of the brain, including cranial nerves and blood vessels, are otherwise intact.

NECK:

Examination of the soft tissues of the neck consisted of layer wise dissection of the superficial muscles in the anterior aspect of the neck and floor of the mouth. No zones of hemorrhage or injury were noted nor was any injury of the underlying larynx and trachea evident. Examination of the thyroid gland and large vessels at the side of the neck, similarly reveal no evidence of injury or other abnormalities.

RESPIRATORY SYSTEM:

The upper airway is clear of debris and foreign material. The mucosa of the larynx and trachea is uniformly gray-white and smooth and no abnormalities are present. The bronchial tree is similarly unremarkable. The lungs are collapsed. The pleural surfaces are smooth and glistening. The lung parenchyma is uniformly pink, with tiny zones of black pigmentation scattered throughout. No focal abnormalities are identified.

CARDIOVASCULAR SYSTEM:

The heart is of normal size and shape for the age. The epicardium, myocardium and endocardium are unremarkable. The coronary arteries exhibit a normal pattern of distribution and are not involved with atherosclerotic change. The heart valves and vessels at the base of the heart are unremarkable.

LIVER AND BILIARY SYSTEM:

The liver is present in the right upper quadrant of the abdomen and has a smooth, glistening, capsular surface. The liver weighs 1050grams. The cut surface reveals a uniform pattern of red-brown, soft liver parenchyma, with normal biliary tree. The gallbladder contains 8cc of green mucoid bile.

SPLEEN:

The spleen is situated in the left upper quadrant of the abdomen and has a dull gray, smooth, glistening, capsular surface. The splenic parenchyma is uniformly red-purple and soft, with tiny gray-white areas scattered throughout. No focal abnormalities are identified.

TIMOTHY KING
MARCH 25, 1977

CASE NO: 2116-77
AUTOPSY NO: A77-472

GASTROINTESTINAL SYSTEM:

The esophagus is unremarkable. The stomach contains 300cc of partially digested food, in which gray-white, fibrous material resembling fowl, can be identified. Partially digested food extends into the pylorus and the first part of the duodenum. Digested material is present throughout the length of the small intestine and formed fecal material is identifiable. Golden-yellow particles, resembling corn are identified in the transverse and descending colon. The pancreas has a uniform gray-white lobular appearance and no focal abnormalities are identified.

GENITOURINARY SYSTEM:

The kidneys are covered by a thin, translucent capsule which strips easily, revealing a smooth, external, red-brown, cortical surface. The cut surface reveals a uniform pattern of cortex and medulla. The calyces, pelves, and ureters are unremarkable. The bladder is unremarkable.

ENDOCRINE SYSTEM:

The pituitary, thyroid and adrenal glands are unremarkable.

SKELETAL SYSTEM:

The skeleton, including the vertebral column, exhibits no evidence of injury or other abnormalities.

OPINION:

This 11 year old, white boy, TIMOTHY KING, died of smothering.

Injuries of the face, included scrapes at the margins of the mouth, a scraped area of the inner lining of the mouth, and a bite mark of the tongue. Also a scrape was noted in front of the left ear lobe.

Abrasions on the left forehead are believed to have resulted after death when the body was dumped from a short height.

Areas of indentation and discoloration on the wrists and one ankle suggest binding.

TIMOTHY KING
MARCH 31, 1977

CASE NO: 2116-77
AUTOPSY NO: A77-472

The anal canal was grossly dilated and abrasions of the lining of the anal canal were present indicating sexual abuse. No sperm or evidence of semen were present in swabs from the ano-rectal area, nor were sperm or semen found in swabs from the oral cavity.

No other injuries were present on the body.

The stomach contained partially digested food. Particles were apparently that of fowl. This was ingested very shortly before death. The large intestine contained identifiable fragments of kernels or corn, ingested possibly two days before death.

In consideration of the findings at the time of examination of the body at the scene the time of death is estimated at approximately 6-8 hours prior to the body being found.

The body was dumped at the scene approximately 2 hours or less before being found.

The clothing and external surface of the body, including fingernails and toenails were exceptionally clean.

Extensive toxicological studies, including carbon monoxide, were entirely negative.



JOHN E. SMIALEK, M.D.
DEPUTY CHIEF MEDICAL EXAMINER

JES/smk:dlb

TIMOTHY KING
MARCH 31, 1977

CASE NO: 2116-77
AUTOPSY NO: A77-472

TOXICOLOGY REPORT:

ORAL AND RECTAL SWABS:

Acid Phosphatase: Negative

BLOOD:

Alcohol: Negative
Barbiturate: Negative
Carbon Monoxide: Negative
Quaalude: Negative
Group and RH Factor: B:Positive
Placidyl/Bromids: Negative

STOMACH CONTENTS:

Salicylate: Negative
Phenothiazines: Negative
Organic Bases: Negative
Valium: Negative

LIVER:

Halocarbons: Not Detected
Organic Bases: Negative
Opiates: Negative

KIDNEY:

Halocarbons: Not Detected
Organic Bases: Negative
Opiates: Negative

URINE:

Alcohol: Negative
Salicylate: Negative
Phenothiazines: Negative

BILE:

Organic Bases: Negative
Opiates: Negative



JOHN E. SMLALEK, M.D.
DEPUTY CHIEF MEDICAL EXAMINER

JES/smk

HOMICIDE: TIMOTHY KING

77006883

O.J.C. Det. Sgt. Mike Varajon
DETECTIVE BUREAU

TX FROM DR. SMIALEK, ASST. WAYNE COUNTY MEDICAL EXAMINER AT 1400 hrs
ON 4-15-77, REFERENCE ANALYSIS OF VEGETABLE MATTER IN STOMACH OF VICTIM.

FOUND IN STOMACH WAS CHICKEN, CHICKEN CARTILAGE AND BONES, BEAN OR PEA
COVERING, CORN. IN LOWER INTESTINE, CORN ONLY WAS FOUND.

THIS INFORMATION SUPPLIED AS A RESULT OF A QUERY BY DET. SGT. R. RIVARD,
MICHIGAN STATE POLICE AND WRITING OFFICER TO DR. WERNER SPITZ, WAYNE COUNTY
MEDICAL EXAMINER ON 4-13-77 REFERENCE CLARIFICATION OF PROTOCOL ON POST OF
VICTIM. WAYNE COUNTY MEDICAL EXAMINER CASE NUMBER 2116-77, AUTOPSY #A77-472
GASTROINTESTINAL SYSTEM CONTAINING 300 c.c PARTIALLY DIGESTED FOOD EXTENDING
INTO THE PYLORUS AND FIRST PART OF THE DUODENUM.

CASE OPEN - PENDING

D/Sgt. M. Varajon

D.B.

4-15-77

1730 hrs.

MV/mak

000425 P

MSP 27-919-77
File no 2116-5

OFFICE OF THE MEDICAL EXAMINER
Wayne County, Michigan
400 E. Lafayette Avenue
Detroit, Michigan 48226

FILE NO. 2116
AUTOPSY NO. _____

IDENTIFICATION DATA

FINGERPRINTS (ATTACH SET) YES NO MADE BY: _____
(NAME) (POLICE)

NAME OF DECEASED: TIMOTHY KING

LAST KNOWN RESIDENCE: _____
BIRMINGHAM -

AGE: 11 SEX: M RACE: W MARITAL STATUS: _____

HEIGHT: _____ WEIGHT: _____ HAIR: _____ EYES: _____

USUAL OCCUPATION: STUDENT

KIND OF BUSINESS OR INDUSTRY: _____

DATE OF BIRTH: _____ PLACE OF BIRTH: Beaumont Hosp (Oak Co)

SOCIAL SECURITY NO.: _____ VETERAN: YES NO

NAME OF SPOUSE: _____

NAME OF FATHER: BARRY (BARRR) L KING

MOTHER'S MAIDEN NAME: MARION K.

IDENTIFICATION MADE AT W. C. MORGUE BY:
ON MAR 23 - 1977
(DATE)

Res. 6941539

WITNESSES:

(1) NAME: Marion King AGE: 46 SEX: F

ADDRESS: _____ Bham

RELATIONSHIP: Mother SAW DECEASED LAST: 3-16-77 KNEW DECEASED HOW LONG: 11 yrs
(DATE)

(2) NAME: Peter A. Fraile Sr. AGE: 39 SEX: M

ADDRESS: 2345 COOLIDGE TROY, MI 48084

RELATIONSHIP: Asst. Pastor SAW DECEASED LAST: 3/12/77 KNEW DECEASED HOW LONG: 2 yrs
(DATE)

IDENTIFIED TO: S. J. Stephens 11:36 A.M.

Barry Lawrence King et al Exhibit "D" 1136 Ident
Dyess, Mech, Research & Bullard 251 5-7-77

LOC. NUMBER		Michigan Department of Public Health		STATE FILE NUMBER		
1. DECEASED—NAME		FIRST	MIDDLE	LAST	SEX	DATE OF DEATH (MONTH, DAY, YEAR)
TIMOTHY				KING	2. MALE	3. MARCH 22, 1977
4. RACE (SPECIFY)		5a. AGE—LAST BIRTHDAY (YEARS)	5b. UNDER 1 YEAR (MOS., DAYS)	5c. UNDER 1 DAY (HOURS, MIN.)	6. DATE OF BIRTH (MONTH, DAY, YEAR)	7a. COUNTY OF DEATH
WHITE		30	3b.	5c.	6.	7a. WAREND
7b. CITY, VILLAGE, OR TOWNSHIP OF DEATH			7c. INSIDE CITY LIMITS (SPECIFY YES OR NO)			7d. HOSPITAL OR OTHER INSTITUTION—NAME (IF NOT IN OTHER, GIVE STREET AND NUMBER)
LIVONIA			7c.			7d. GILL ROAD S/O 8 MILE
8. STATE OF BIRTH (IF NOT IN U.S.A., NAME COUNTRY)		9. CITIZEN OF WHAT COUNTRY		10. MARRIED, NEVER MARRIED, WIDOWED, DIVORCED (SPECIFY)		11. SURVIVING SPOUSE (IF WIFE, GIVE MAIDEN NAME)
12. SOCIAL SECURITY NUMBER		13a. USUAL OCCUPATION (GIVE KIND OF WORK DONE DURING MOST OF WORKING LIFE, EVEN IF RETIRED)		13b. KIND OF BUSINESS OR INDUSTRY		
14a. RESIDENCE—STATE		14b. COUNTY	14c. CITY, VILLAGE OR TOWNSHIP		14d. INSIDE CITY LIMITS (SPECIFY YES OR NO)	14e. STREET AND NUMBER
14a.		14b.	14c.		14d.	14e.
15. FATHER—NAME			FIRST	MIDDLE	LAST	MOTHER—MAIDEN NAME
15.			FIRST	MIDDLE	LAST	FIRST
16. INFORMANT—NAME			17a. MAILING ADDRESS (STREET OR R.F.D. NO., CITY OR TOWN, STATE, ZIP)			
16.			17a.			
18. PART I. DEATH WAS CAUSED BY:		19. ENTER ONLY ONE CAUSE PER LINE FOR (a), (b), AND (c)				APPROXIMATE INTERVAL BETWEEN ONSET AND I
18.		19.				
2116-77		(a) SMOTHERED				
UB-4		DUE TO, OR AS A CONSEQUENCE OF:				
CONDITIONS, IF ANY, WHICH GAVE RISE TO IMMEDIATE CAUSE (a), STATING THE UNDERLYING CAUSE LAST		(b) DUE TO, OR AS A CONSEQUENCE OF:				
		(c) DUE TO, OR AS A CONSEQUENCE OF:				
PART II. OTHER SIGNIFICANT CONDITIONS: CONDITIONS CONTRIBUTING TO DEATH BUT NOT RELATED TO CAUSE GIVEN IN PART I (a)						20. AUTOPSY (YES OR NO) 19c. YES 19d. YES
20a. ACCIDENT, SUICIDE, HOMICIDE, (SPECIFY)		20b. DATE OF INJURY (MONTH, DAY, YEAR)		20c. HOUR	20d. HOW INJURY OCCURRED (ENTER NATURE OF INJURY IN PART I OR PART II, ITEM 18)	
HOMICIDE		3-22-77			M. 2M. FOUND SMOTHERED & LEFT ON SIDE OF ROAD	
20a.		20b.		20c.	20d.	
20a. INJURY AT WORK (SPECIFY YES OR NO)		20b. PLACE OF INJURY AT HOME, FARM, STREET, FACTORY, OFFICE BLDG., ETC. (SPECIFY)		20c. LOCATION (STREET OR R.F.D. NO., CITY OR TOWN, STATE)		20d. OF ROAD
		20b. SIDE OF ROAD		20c. GILL ROAD S/O 8 MILE. LIVONIA. MI.		
21a. CERTIFICATION—PHYSICIAN: I ATTENDED THE DECEASED FROM		21b. MONTH DAY YEAR TO MONTH DAY YEAR	21c. AND LAST SAW HIM/HER ALIVE ON MONTH DAY YEAR		21d. DID/DID NOT VIEW THE BODY AFTER DEATH.	21e. DEATH OCCURRED (HOURS) DATE, AND, TO THE BEST OF MY KNOWLEDGE M. TO THE CAUSE(S) IS
21a.		21b.	21c.		21d.	21e.
22. CERTIFICATION—MEDICAL EXAMINER OR CORONER: ON THE BASIS OF THE EXAMINATION OF THE BODY AND/OR THE INVESTIGATION, IN MY OPINION, DEATH OCCURRED ON THE DATE AND DUE TO THE CAUSE(S) STATED.						22b. HOUR OF DEATH
22. J. P. DITTY, CHIEF MEDICAL EXAMINER						M. 22b.
23a. CERTIFIER—NAME (TYPE OR PRINT)		23b. SIGNATURE		23c. OFFICE OR TITLE		23d. DATE SIGNED (MONTH, DAY, YEAR)
23a. JOHN E. SMIALEK, M.D.		23b.		23c.		23d. 3-23-77
23a.		23b.		23c.		23d.
23a. MAILING ADDRESS—CERTIFIER		23b. STREET OR R.F.D. NO.		23c. CITY OR TOWN		23d. STATE ZIP
23a.		23b. 400 E. LAFAYETTE		23c. DETROIT		23d. MI 48226
23a.		23b.		23c.		23d.
24a. BURIAL, CREMATION, REMOVAL (SPECIFY)		24b. CEMETERY OR CREMATORY—NAME		24c. LOCATION CITY, VILLAGE, TWP. OR COUNTY		24d. STATE
24a.		24b.		24c.		24d.
24a. DATE (MONTH, DAY, YEAR)		24b. FUNERAL HOME—NAME AND ADDRESS (STREET OR R.F.D. NO., CITY OR TOWN, STATE, ZIP)				
24a.		24b.				
24a. FUNERAL DIRECTOR—SIGNATURE		24b. REGISTRAR—SIGNATURE		24c. DATE RECEIVED BY LOCAL REGISTRAR		
24a.		24b.		24c.		

DETACH INSTRUCTIONS BEFORE FILING CERTIFICATE WITH REGISTRAR

TYPE OR PRINT (EXCEPT SIGNATURES) IN BLACK INK—THIS IS A PERMANENT RECORD

Michigan Public Act 343 of 1925, as amended, requires that the attending physician, or in the absence of an attending physician, a medical examiner shall fill out and sign the medical certificate of death within 24 hours after death.

The funeral director is responsible for completing all other portions of the certificate and obtaining a burial or removal permit prior to disposing of the body or removing from the registration district where the death occurred.

Many important legal, personal, public health and social welfare interests require complete and accurate registration of all deaths. Individuals need certification of the facts of death for insurance claims, liquidation of estates, to prove name of spouse and parents and other general legal use. Social and health agencies need information on the causes of death for purposes of planning health programs; they need information on the number of births and deaths in making population estimates; and they need birth and death statistics to measure the fertility and mortality of various racial, economic or social groups.



000427 P

HOMICIDE OF-----
TIMOTHY KING-----AUTOPSY REPORT
March 23, 1977

DR. WERNER SPITZ, CHIEF MEDICAL EXAMINER
WAYNE COUNTY MEDICAL EXAMINER'S OFFICE

SPITZ: Now it's different. It just looks entirely different. Now it is full with relatively big blotches that are empty, but then when I saw it it was like a fence, a knit fence.

Is that with clothing on?

SPITZ: No, he didn't wear clothing on here.

And he was fully clothed?

SPITZ: He was completely fully clothed with a red ski jacket, you know a nylon type jacket, and undershirt and pants and underpants and sneakers and socks. In fact you should probably mention that he was fully dressed with a red nylon ski-type jacket with these patches, you know like the kids have for skiing, and patches for skating, and patches for swimming or whatever. Green corduroy pants, very clean, everything clean. I didn't have him refrigerated because I wanted to see whether the lividity is going to be shifting to another place. _____ it did shift because, do you want to turn him over a bit, because if you look at him on the back now he's got full lividity on the back. He had nothing on the back. The body was beginning to be rigid. I cannot tell you more than to say that it was cold out there, it was about 29°, and this was 2:00 in the morning and I estimated then that the time that he died in my opinion was 6 to 8 hours earlier. And not there! He was killed some place and he was dumped there within a couple of hours. The lividity corresponded to no more than 6 to 8 hours.

This is on 8 mile but on the south end, right?

SPITZ: All I did was drive from my house along 8 mile all the time until I saw the lights, the police lights and that was just west, maybe 1/2 mile west of Farmington Road, in Livonia. In the center of Livonia, I think it is the center of Livonia. I didn't want to put him in the refrigerator because I wanted it to be room temperature. This wasn't there yesterday. The only thing that I saw and right now you will see it is on the outside too, the thing that I saw was a thing the size of a lentil somewhere in this area. That's all. I kept looking in it and we looked at it under the black light and under this light and it comes out now. I didn't see this yesterday. I'm wondering whether this _____. This I didn't see yesterday. See when the lividity develops the blood sinks into these places. I didn't see this yesterday. I wonder if he was tied up. Now there is lividity. Something is here. I don't know what this is. There is a rough area here on the skin. Last night I saw this better because last night there wasn't lividity here. This should be cut into here and this I don't even know what this is. Look at this, now I didn't see this yesterday and I looked and looked and looked. Very congested but that could be from the lividity. He had his face I took smears from the rectum and I took smears from the mouth and I gave the smears to the laboratory so I didn't give it to the State Police, I gave it to our laboratory for staining and they are going to give me slides in a little while. Now they are going to come in and identify the kid
And there is a bruise there, so please look into this, because you may not find anything in there and the question I pose is, what if he was just smothered. In that case ^{000428P1} would have the tooth on him. Could you hold the head for just _____? nothing